

**TCHAIKAPHARMA HIGH QUALITY MEDICINES INC.**

**INTERIM REPORT AS OF THE 30<sup>th</sup> OF JUNE 2017**

**INTERIM STATEMENT OF FINANCIAL STATUS**

**AS OF 30.06.2017**

	Appendices	30.06.2017	31.12.2016
		BGN'000	BGN'000
<b>ASSETS</b>			
<b>Non-current assets</b>			
Property, plant and equipment	1	26 097	25 888
Intangible assets	2	3 330	3 644
Investments with minority interest	3	1	1
Trade receivables	4	6 080	6 025
<b>Total non-current assets</b>		<b>35 508</b>	<b>35 558</b>
<b>Current assets</b>			
Inventories	5	6 223	5 082
Trade and other receivables	5	52 637	50 373
Financial assets with maturity	5		24
Current corporate tax		92	
Cash and cash equivalents	6	401	50
<b>Total current assets</b>		<b>59 353</b>	<b>55 529</b>
<b>Total assets</b>		<b>94 861</b>	<b>91 087</b>
<b>LIABILITIES</b>			
<b>Equity capital</b>			
Registered capital	7	56 600	56 600
Statutory reserves	8	7 810	7 810
Undistributed profit	8	12 185	8 585
<b>Total</b>		<b>76 595</b>	<b>72 995</b>
<b>Non-current liabilities</b>			
Long-term loans	9	806	1 015
Deferred tax liabilities	10	1 284	1 284
Liabilities to employees on retirement	10	67	67
<b>Total non-current liabilities</b>		<b>2 157</b>	<b>2 366</b>
<b>Current liabilities</b>			
Trade and other liabilities	11	5 322	2 909
Short-term loans	9	9 777	11 349
Current part of long-term loans	9	660	869
Current corporate tax	11		55
Other tax payables	11	350	544
<b>Total current liabilities</b>		<b>16 109</b>	<b>15 726</b>
<b>Total liabilities</b>		<b>18 266</b>	<b>18 092</b>
<b>Total equity capital and liabilities</b>		<b>94 861</b>	<b>91 087</b>

Draft date: 21.07.2017

Sofia

Prepared by:.....

/D. Jecheva/

Director:.....

/B. Georgiev/




**TCHAIKAPHARMA HIGH QUALITY MEDICINES INC.****INTERIM REPORT AS OF THE 30<sup>th</sup> OF JUNE 2017****INTERIM STATEMENT OF COMPREHENSIVE INCOME  
AS OF 30.06.2017**

	Appendices	30.06.2017 BGN'000	30.06.2016 BGN'000
Revenues	12	16 514	16 688
Other income	12	77	69
<b>Total income</b>		<b>16 591</b>	<b>16 757</b>
Balance value of assets sold	13	(764)	(2 443)
Changes in inventories of products and work in progress	13	444	501
Cost for materials and services	13	(8 597)	(5 941)
Employee costs	13	(1 628)	(1 499)
Amortization costs	13	(1 506)	(1 825)
Other expenses	13	(426)	(423)
Financial income	14	65	174
Financial expenses	14	(179)	(284)
<b>Total expenses</b>		<b>(12 591)</b>	<b>(11 740)</b>
<b>Profit before taxation</b>		<b>4 000</b>	<b>5 017</b>
Corporate tax cost	15	(400)	(502)
<b>Profit/Loss for the period</b>		<b>3 600</b>	<b>4 515</b>
<b>Other comprehensive income for the period</b>			
<b>Total comprehensive income for the period</b>			
Income per share / in BGN per 1 share /	16	0.05	0.09

Draft date: 21.07.2017

Sofia

Prepared by: 

/ D. Jecheva /

Director: 

/ B. Georgiev /



**TCHAIKAPHARMA HIGH QUALITY MEDICINES INC.****INTERIM REPORT AS OF THE 30<sup>th</sup> OF JUNE 2017****INTERIM CASH FLOW REPORT  
AS OF 30.06.2017**

	<b>30.06.2017</b>	<b>30.06.2016</b>
	<i>BGN'000</i>	<i>BGN'000</i>
<b>Cash flow from operating activities</b>		
Revenues from produce, goods and services	15 820	12 732
Payments to suppliers of materials, goods and services	(6 766)	(6 653)
Payments to personnel	(1 471)	(1 002)
Payments of interest and dividends		(148)
Corporate tax payments	(547)	(571)
Other revenues/payments	(3 324)	(3 590)
<b>Net cash flow</b>	<b>3 712</b>	<b>768</b>
<b>Cash flow form investment activities</b>		
Payments for non-current assets aquired	(1 235)	(672)
<b>Net cash flow</b>	<b>(1 235)</b>	<b>(672)</b>
<b>Cash flow from financial activities</b>		
Revenues from loans received	97	1 596
Payments for loans received	(1 665)	(528)
Payment of interest, dividends	(106)	(23)
Payment for finance lease	(453)	(1 133)
Other revenues/payments		
<b>Net cash flow</b>	<b>(2 127)</b>	<b>(88)</b>
<b>Change of cash and cash equivalents</b>	<b>350</b>	<b>8</b>
Cash and cash equivalents at the beginning of the period	51	40
Cash and cash equivalents at the end of the period	401	48

Draft date: 21.07.2017

Sofia

Prepared by:.....

/D. Jecheva/



Director:.....

/ B. Georgiev /

**TCHAIKAPHARMA HIGH QUALITY MEDICINES INC.**


**INTERIM REPORT AS OF THE 30<sup>th</sup> OF JUNE 2017**


**INTERIM STATEMENT OF CHANGES IN EQUITY  
AS OF 30.06.2017**

	Appendices	Registered capital BGN'000	Revaluation reserves BGN'000	Other reserves BGN'000	Undistributed profit/loss BGN'000	Total equity BGN'000
<b>Balance as of 01.01.2016</b>	<b>7,8</b>	<b>49 600</b>	<b>2 711</b>	<b>3 881</b>	<b>7 780</b>	<b>63 972</b>
Profit/loss for the period					8 585	8 585
Other comprehensive income	8		438			438
Including from tax effect of the revaluation of property, plant and equipment			(50)			(50)
<b>Total comprehensive income</b>			<b>438</b>		<b>8 585</b>	<b>9 023</b>
Issue of shares by the owners		7 000			(7 000)	
Accrued dividends						
Accrued tantiemmes						
Transferred to profit reserves	8			780	(780)	
<b>Total recognized amount of income and expenses for the period</b>		<b>7 000</b>		<b>780</b>	<b>(7 780)</b>	
<b>Balance as of 31.12.2016</b>	<b>7,8</b>	<b>56 600</b>	<b>3 149</b>	<b>4 661</b>	<b>8 585</b>	<b>72 995</b>
<b>Balance as of 01.01.2017</b>	<b>7,8</b>	<b>56 600</b>	<b>3 149</b>	<b>4 661</b>	<b>8 585</b>	<b>72 995</b>
Profit/loss for the period					3 600	3 600
Other comprehensive income	8					
<b>Total comprehensive income</b>					<b>3 600</b>	<b>3 600</b>
Issue of shares by the owners						
Accrued dividends						
Accrued tantiemmes						
Transferred to profit reserves	8					
<b>Total recognized amount of income and expenses for the period</b>						
<b>Balance as of 30.06.2017</b>	<b>7,8</b>	<b>56 600</b>	<b>3 149</b>	<b>4 661</b>	<b>12 185</b>	<b>76 595</b>

Draft date: 21.07.2017

Sofia

Prepared by:   
/D. Jecheva/

Director:   
/B. Georgiev /4

